

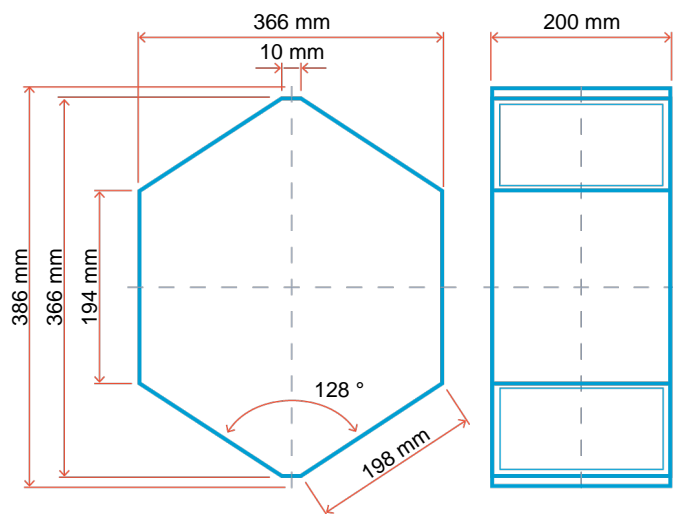
RC160-H200

Product information

Exchanger	Sensible Heat Exchanger
Exchanger model	RC160
Exchanger height	200 mm
Weight	2.3 kg
Barometric pressure	97500 Pa
Calculation standard	EN308:2022

Inputs are to standard EN308:2022

Dimensions



Results

	Winter	Summer	
Temperature efficiency	85.3	85.4	%
Pressure drop (OA / EA)	36 / 36	36 / 36	Pa
Condensate	0.00	0.00	kg/h
Heat recovery dry	596	297	W
Total energy recovery	601	308	W

Outside air:

Air flow	103	114	m ³ /h
Temperature	5.0	35.0	°C
Relative humidity	70	50	%
Absolute humidity	3.92	18.45	g/kg
Enthalpy	14.9	82.6	kJ/kg

Supply air:

Air flow	109	111	m ³ /h
Temperature	22.1	26.5	°C
Relative humidity	23	81	%
Absolute humidity	3.92	18.45	g/kg
Enthalpy	32.2	73.7	kJ/kg

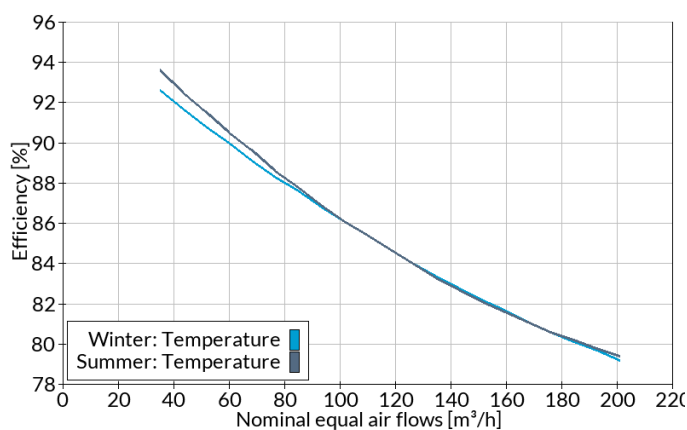
Extract air:

Air flow	110	110	m ³ /h
Temperature	25.0	25.0	°C
Relative humidity	25	60	%
Absolute humidity	5.09	12.35	g/kg
Enthalpy	38.1	56.6	kJ/kg

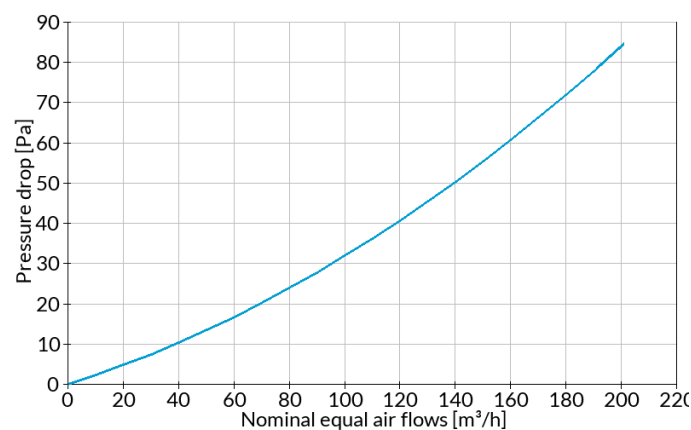
Exhaust air:

Air flow	104	113	m ³ /h
Temperature	9.1	33.9	°C
Relative humidity	68	36	%
Absolute humidity	5.09	12.35	g/kg
Enthalpy	22.0	65.8	kJ/kg

Efficiency



Pressure drop



The values shown above are based on calculations and experience, and show the operating range of the heat exchanger under ideal conditions. Criteria such as inflow, insulation, leakage, orientation, fan-arrangement etc. can have a strong influence on the operation conditions of the heat exchanger. The actual values of a ventilation unit to be achieved can only be determined by a corresponding measurement. The occurrence and amount of condensate or ice depends on boundary conditions and properties of the surrounding structure. Condensation or freezing can change the characteristic of a heat exchanger over time and deviations to the values in the datasheet are possible. The efficiencies were determined according to EN308:2022 test type A1 for standard conditions and nominal flow rate.